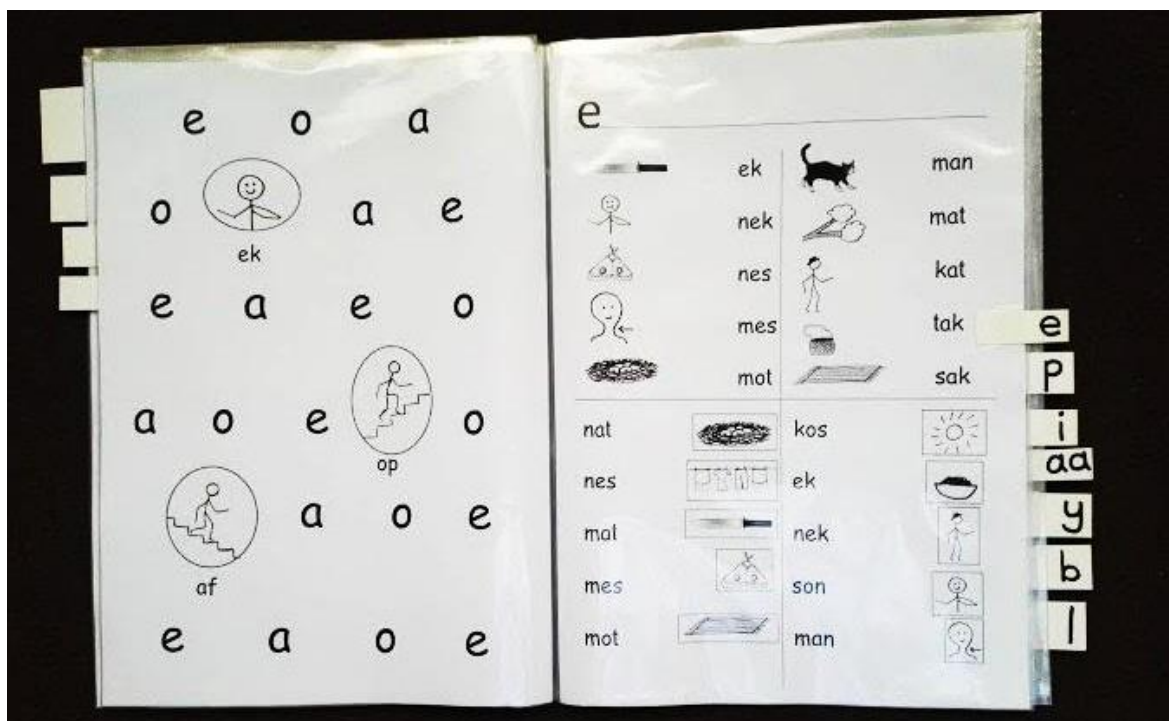


Teach someone to read 2

Now that you have got going, you continue in the same way, always returning to the sound charts if there is the slightest hesitancy on the part of your student. Use sounds on cards to build words, and words on cards to enhance word recognition.

The next sound to learn is "e".



This is how this chapter fits into the course:

Chapter 1 : First sounds **k m s t a o n** and words with them.

Chapter 2 : New sounds **e p i a a y b l**

Chapter 3 : **h d ie**

Chapter 4 : **r ee** and the stories in the booklet "*Die Huis in Klipplaat*"

Chapter 5 : **oo v w** and the stories in "*Ben en Boet*"

Chapter 6 : **oe g** and the stories in "*Dit reën*"

Chapter 7 : **u f aai** and the stories in "*Ben en Boet 2*"

Chapter 8 : **eu** and the stories in "*Winkel toe*"

Chapter 9 : **j ui**

Chapter 10 : **ou ei** and the stories in "*Bettie en Jannie*"

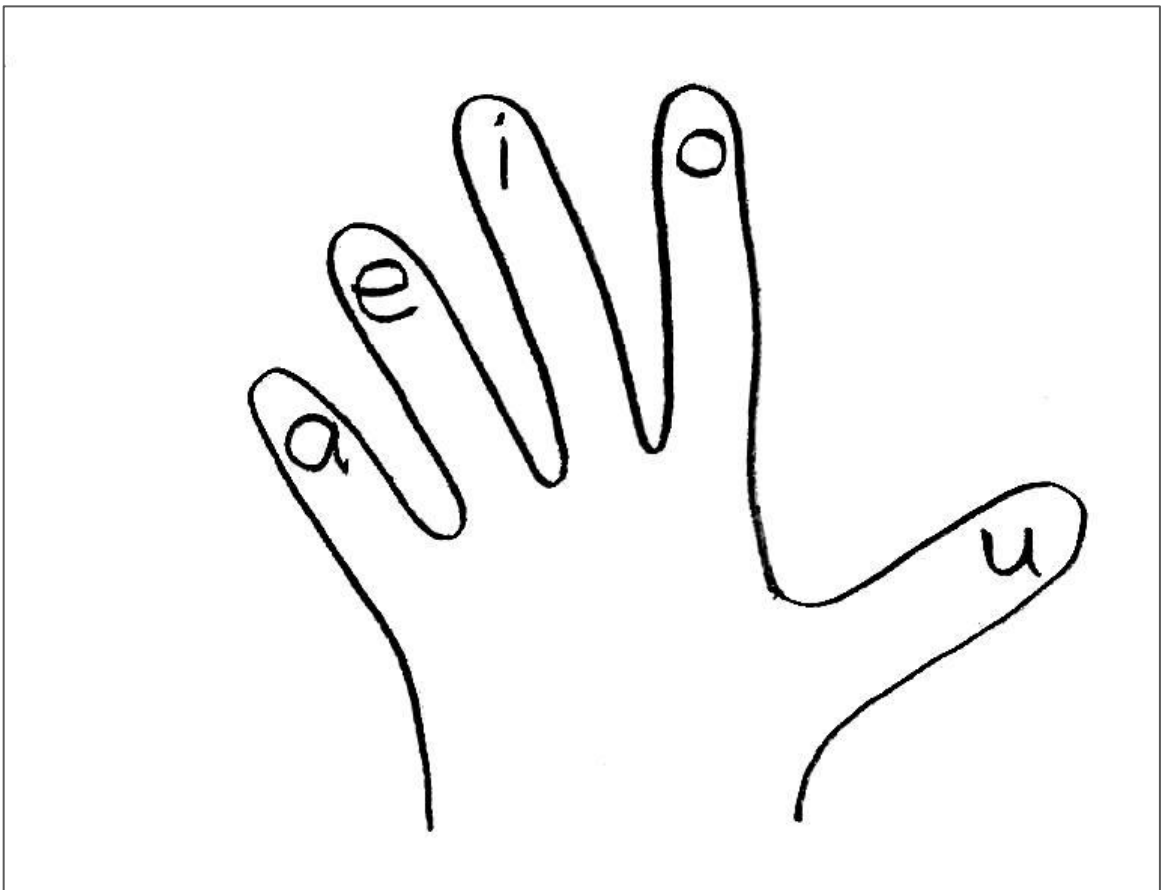
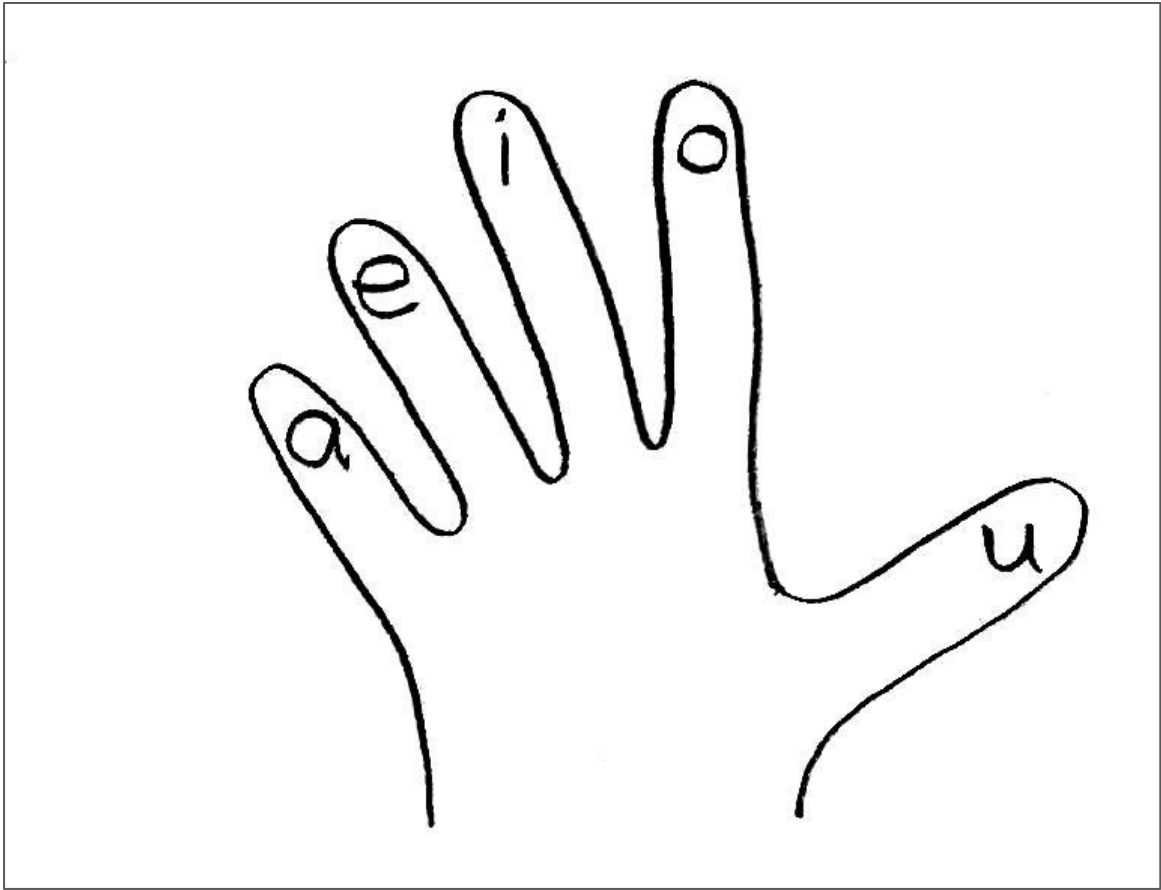
Chapter 11 : **ng uu** and the stories in "*Die Jakkals*", "*Die storm*" and "*Rosie*"

Chapter 12 : **tjie jie oei eeu** and then "*Boetie*",

"*Ben en Boet 3*"

"*Ben en Boet 4*"

and "*Ben en Boet 5*"




e

o

a

o



a

e

ek

e

a

e

o

a

o

e



o

op



a

o

e

af

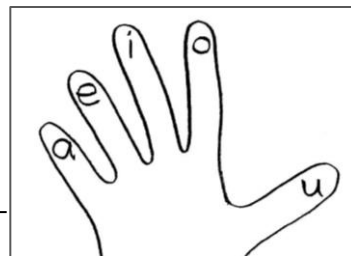
e

a

o

e

e



ek




man



nek



mat



nes



kat



mes



tak




mot




sak

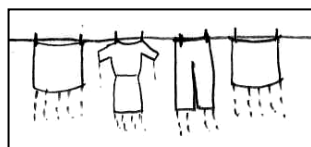
nat



kos



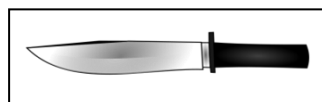
nes



ek



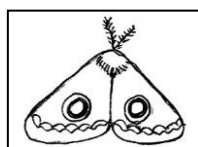
mat




nek



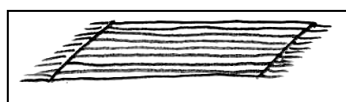
mes



son



mot



man




Here follows another sound chart, revising the e, n, and t. This time, the story is that “I go for a walk, and see a nest on the branch of a tree.” Embroider, for fun, if necessary!

Some people struggle to learn new sounds, and need lots of repetition. It really helps if the foundations are well laid, so keep returning to the sound charts until your student is confident. Use sounds on cards and words on cards and be patient! It is in general much harder for an adult to learn, than for a child, but mostly, in the end, everyone succeeds - with a patient and persistent teacher!


Note: if your student is an adult and over 40 years old, it helps to buy them a pair of reading glasses. PEP stores sell these very cheaply. Around about now, as the type gets smaller, is a good time to get them. Start with the weakest kind, only later will your student need stronger ones. People very often say that they see fine, and don't realise that they will see better with reading glasses. Glasses can make a big difference, and your students will love the prestige of wearing them.



e n t

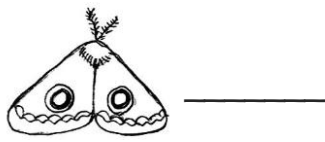


e n t n

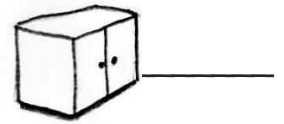


e n t n

man



kat




mat



kas



mes



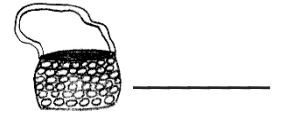
kos



mot



kam



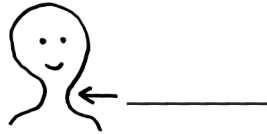
nek



sak



nes



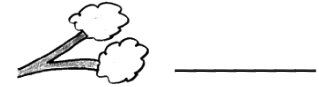
tak



nat



man



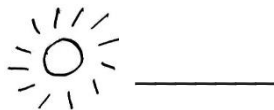
son



ek




man



nek



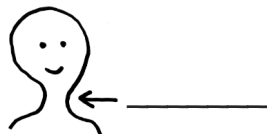
nek



nes



nes




nat




mes



mat



p



m

k

p

k

p

perd

k

m


p

k

p

k

m



p

man



k

p

m

kat





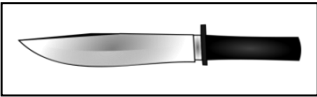
p

m

p

k

p



pot

pen

pan

pop

mes

nes

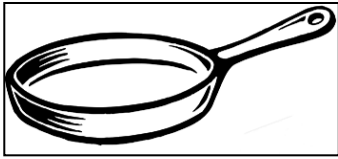
tak

sak


son

p

e




pot



pan




pen



man



pan




nek



mes



tak

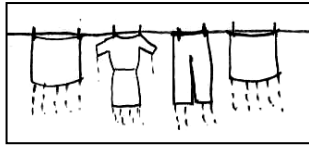


kos




sak

mat



kos



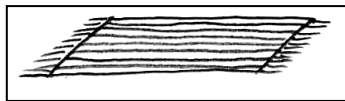
nat



pan




nes




pot




son




mes



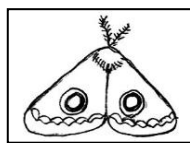
mot



pen



pot



ek



Now here are two revision exercises, for pupils who need to revise before learning new sounds. They include the new words "ma" and "pa".

Then after that, the next new sound is "i". When you get to that "i" sound chart, make sure you make a good story of it!




m

p

k

p



m

p

ma

k

m


p

k

m


k

p



m

pa



k

m

p

kos

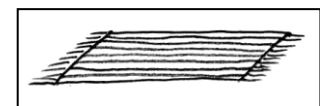
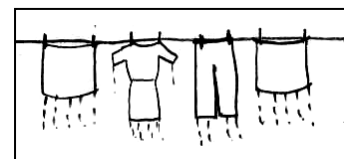




p

m

p

k

p



ek

nek

pot

pop

pen

pan

pa

ma

mat


nat

o

a

i

a



i

o


op

i

a

i

o




o

i

a

a

af



i

o

i

in

o

i

a

i

E e E e _____


Ek ek _____



Ek is _____.


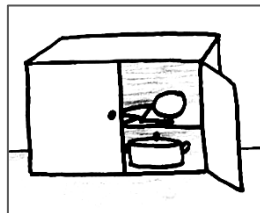
Ek is _____

op




in

sit




ek

aa



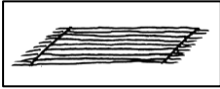
aap _____



aap _____




skaap _____




kat _____





mat _____




man _____




pan _____



pen _____



nes _____



tak _____

skaap _____



pot _____




aap _____

a

aa

i

a



i

aa

appel

aa


a

i

aa


i

aa



a

aap



i

aa

i

in

aa

i

a

aa

Ek sit.



Ek staan.




pot



pan



son




aap



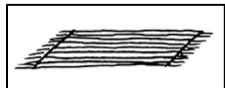
skaap



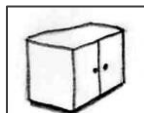
tak




nek




nes



mes



kos




mat



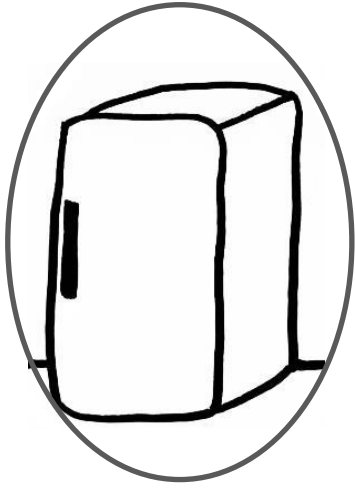
kat



kas



y



k

p

p

k

y

yskas

k

y


p

k

y


p

k



y

kos



p

y

k

pot

p

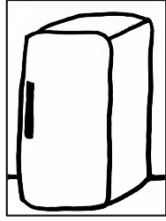
y






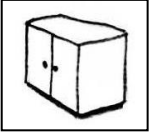
p

k

y

yskas





man _____

kas _____

yskas _____

pyp _____

pan _____

kos _____

aap _____

pot _____

kat _____

skaap _____

nes _____

mes _____

son _____


ek is _____.

my naam is _____.


_____ is my naam.



ek kyk. _____



ek sit. _____



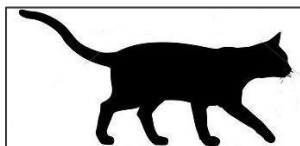
ek staan. _____



my kos _____




my skaap _____



my mes _____



my kat _____



my pen _____

y y

pop

pyp

pot

pan

yskas

t t



y y

my kas

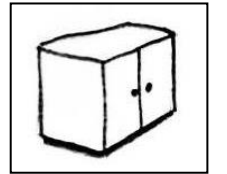

my kos

my mes


my kat

my pen


t t



Sy sit.




Ek kyk.



Ek staan.



Sy maak kos.



Ek skop.



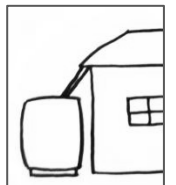
Ek is nat.




tak



tent



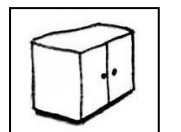
tenk



kat



kas



yskas



b

p

k



p

k


b

bok

k

b

p




perd

p

k

b



kat

k

p

b

k



b

p

k

b

bok _____



aap _____

kat _____






mot _____

man _____

nes _____

skaap _____

bok _____




my skaap _____


my bok _____

my kat _____

my kos _____



y



b

y

p

p

y

b

y

yskas

b

y

p

y

b

y

p

b



y

by



p

y

b

pyp

p

y

p

y


b

b y e n m p s k t o a

bok




by



kat




pot



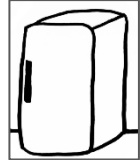
mot



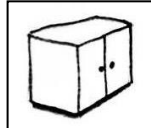
pan



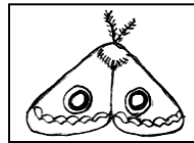
man



nes



aap




skaap



kas



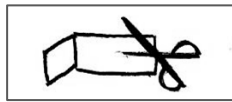
yskas




pyp




Ek staan.



skaap



Ek is nat.



aap



Ek skop.



bok




Ek sny.




kat



Sy sit.




mot



Sy maak kos.




nes



Sy kyk.



sak



pen




bok



nek



bak



nes



by




mes




son



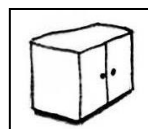
tak




maan




yskas



pyp



kas



pop




l

b

s

l

s



lam

l

b

l

b


s

l

l

b

s



skaap



bok

l

s

b


l

b

s

l

l lam _____



aap



skaap

lam

bok

kat

skaap



lam

skaap



lam

bok

kat

aap

skaap


aap

lam

kat

bok

skaap



bok



kat

kat

bok

aap

lam

lam

kat



skaap

bok

aap

aap kat skaap lam bok bal

skaap





lam kat

bal skaap kat aap lam

bok

bal



kat bal

aap

lam

bal

bok

skaap



kat

bal

bok

aap

kat

lam

bal

lam

skaap

bok

aap

kat



aap _____




bok _____




lam _____



kat _____



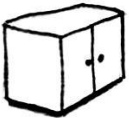
skaap _____



kos _____



pot _____



kas _____



kat _____



mat _____



man _____



pan _____

mot _____



lam _____

b l m p s k t o a


pa

ma

kat



aap



lam



pot



mot



pa



ma



mat



skaap



bok



bal



sak




e

o

a


i

a



ek

e



op

i

a

e

o

o


i

a



af

e



in

i

e

o


e

i

a

o

Sy sit.



Sy staan.



Ek is bly.




Ek is nat.




Ek sny.




Ek skop.



Sy maak kos.




Sy kyk.




skaap



aap



lam




bok




bal



blom




nes



sak




pen



nek



nes



nat



pop



lam




bok



bak




by



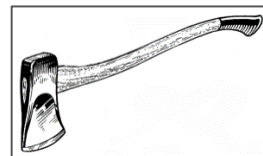
bal




byl



blom



lê



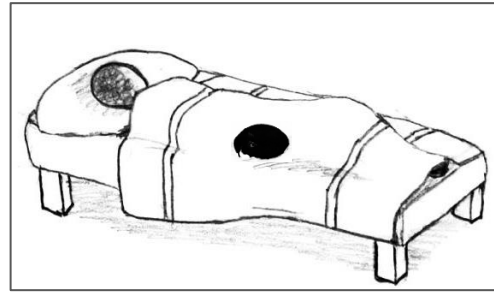
slaap




Ek lê.

Ek lê en slaap.

My kat lê en slaap by my.




Ek lê.



Ek slaap.



Ek is bly.




Ek sit.



Ek staan.



My kat slaap.



My kat sit.



My kat staan.





pot



sit



pen



slaap



pan



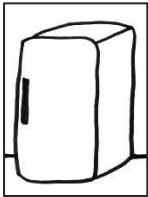
staan




yskas




sny




mes



lê




kos




kyk


mat



aap



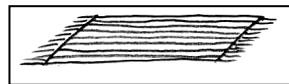
nat




skaap



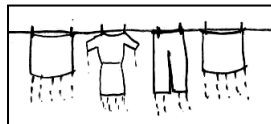
nes




bok




son



lam




maan




blom




mot



by



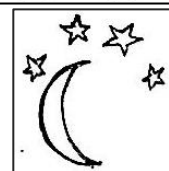
tak



byl



kat



bal

