



Teach someone to read 4

This chapter introduces the new sounds "r" and "ee".



NOTE: Where a blank oval shape appears like this  it is NOT an egg. It is a colour, and needs to be coloured in.

In this chapter, a new word is "rooi"  .

I have left the ovals blank so that they will print up nicely in black and white and can then be coloured in. This practice is followed throughout the course. A blank oval means a colour.

This chapter also prepares the student for the little booklet "*Die Huis in Klipplaat*", the first book in the "Piet en Sarie" series. The text of the booklet appears towards the end of the chapter, together with some related exercises.

Note: Most of the stories we use are set in our little town, Klipplaat. Our students – children and adults – love this. If you would like your students to enjoy stories set in their own town, please contact us and we will send you the stories as word documents, free of charge, so that you can edit them to be relevant to your setting.



This chapter fits into the course like this:

Chapter 1 : First sounds **k m s t a o n** and words with them.

Chapter 2 : New sounds **e p i a a y b l**

Chapter 3 : **h d ie**

Chapter 4 : **r ee** and the stories in the booklet *“Die Huis in Klipplaat”*

Chapter 5 : **oo v w** and the stories in *“Ben en Boet”*

Chapter 6 : **oe g** and the stories in *“Dit reën”*

Chapter 7 : **u f aai** and the stories in *“Ben en Boet 2”*

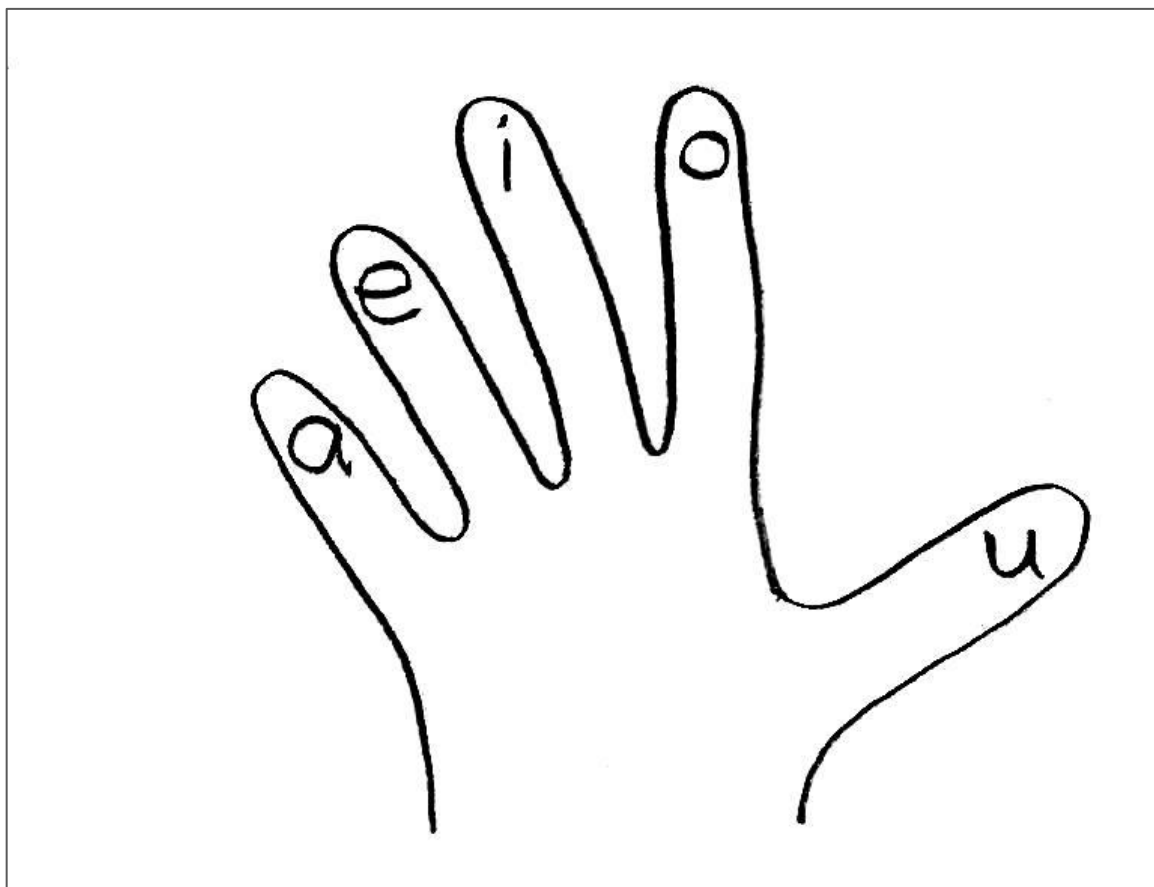
Chapter 8 : **eu** and the stories in *“Winkel toe”*

Chapter 9 : **j ui**


Chapter 10 : **ou ei** and the stories in *“Bettie en Jannie”*

Chapter 11 : **ng uu** and the stories in *“Die Jakkals”*, *“Die storm”* and *“Rosie”*

Chapter 12 : **tjie jie oei eeu** and then *“Boetie”*,
“Ben en Boet 3”
“Ben en Boet 4”
and *“Ben en Boet 5”*



r h k



rok


h r k

k h r



hemp

h r k r h k



kas

k r h

r

rok



r

rooi




Die mooi rooi rok

Sarie is mooi.

Sy het 'n mooi rok.

Haar rok is rooi.


Sarie trek die rok aan.



Sy lyk mooi in haar mooi rooi rok.

Sarie het 'n mooi  _____.

Haar  _____ is  _____.

Sarie trek haar  _____ aan.

Sy lyk mooi in haar mooi  _____  _____.

e


r

er

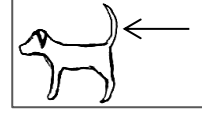
perd




sker



kerk



kers



ster



sterk



stert




rok



rooi




blom




blaar




dier



mier



dorp




Piet en Sarie

Piet is Sarie se man.


Piet en Sarie bly in 'n dorp.

Die dorp se naam is Klipplaat.

Piet en Sarie bly in 'n huis in Klipplaat.




Piet is Sarie se




_____.

Piet en Sarie bly in 'n



_____.

Die




_____ se naam is Klipplaat.

Piet en Sarie bly in 'n

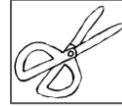


_____ in Klipplaat.


kort




dorp



kerk



sker



ster



sterk



stert




Piet het 'n hond.

Die hond se naam is Kolle.

Kolle is Piet se hond.

Kolle se stert is kort, maar hy is 'n mooi sterk hond.



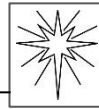
Piet het 'n  _____ .

Die  _____ se naam is Kolle.

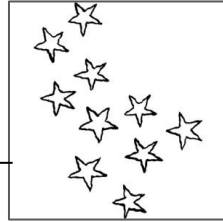
Kolle se  _____ is kort,

maar hy is 'n mooi  _____  _____ .


blom




blaar



perd



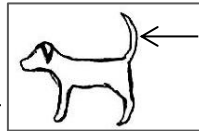
ster




sterre



stert




sterk



kerk



kers




dorp




diere




miere



rok



rooi




r t n r



reën

n r t

t n r



tak

t

t r n r t n



nes


n r t

e

ee

a

a



e

ee

ek

ee


a

e

a


e

ee



e

eet



a

ee

e

appel

e

ee

a

ee

ee

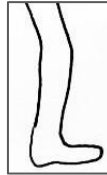
reën




been



beet



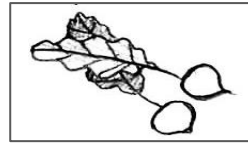
eet



tee



see



Sarie drink tee

Sarie maak tee.

Sy sit en drink 'n koppie tee.

Dis lekker.



Sarie maak



_____.

Sy



en



'n





_____.

r t n r



reën

n r t

t n r t



nat

t r n r t n



tee

n r t

Dit reën


Dit reën.


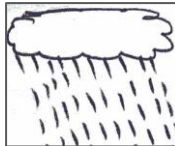
Dit reën en reën.


Ek reën nat.


Ek hol.

Ek hol om by die huis te kom.



Dit  _____ en  _____.

Ek  _____ nat.

Ek  _____.

Ek  _____ om by die  _____ te kom.


Ek leer lees.

Dit is lekker om te leer.

Dit is lekker om te lees.



reën




been



bees



lees



speel



Dit reën

Dit reën.





Dit reën en reën.


Ek reën nat.


Ek hol.

Ek hol om by die huis te kom.



Dit  _____ en  _____.

Ek  _____ nat.


Ek  _____.

Ek  _____ om by die  _____ te kom.


Ek leer lees.

Dit is lekker om te leer.

Dit is lekker om te lees.



reën




been



bees



lees



speel




Hy reën nat.




Sy reën nat.

Sy drink tee.




Hy drink tee.

Sy eet.




Hy eet.

Sy kniel.




Hy kniel.


Hy bid.




Sy bid.



Hy klim.



Sy klim.



Sy speel.



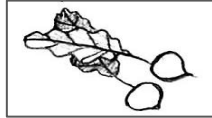
Hy speel.



ee

e

eet



nes




beet



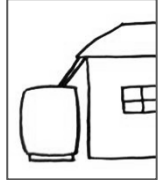
nek



reën



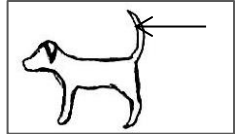
kerk



been



ster



see



stert



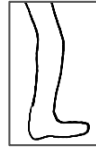
tee



tenk



speel



tent



Empty rounded rectangular box for labeling.

Empty rounded rectangular box for labeling.

Empty rounded rectangular box for labeling.

Empty rounded rectangular box for labeling.

Empty rounded rectangular box for labeling.

Empty rounded rectangular box for labeling.

Empty rounded rectangular box for labeling.



arm been kop nek
hand mond knie

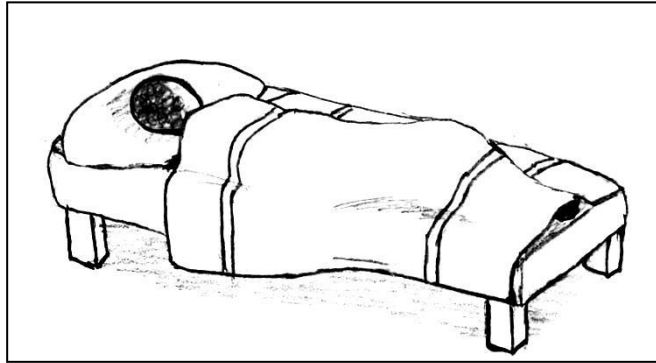
Piet is siek

Piet is siek. Hy lê.

Sy kop is seer.

Sy keel is seer.

Hy lê.



Sarie kom in.

Piet sê: "Ek is siek. My kop is seer.

My keel is seer."

Sarie maak tee.


Piet sit.

Hy drink 'n koppie tee.




Die tee is lekker.



Piet lê en slaap.

Piet is  _____.



Sarie maak  _____.

Piet  _____ 'n  _____  _____.

Hy lê en  _____.

Diere

perd




hond




kat

hen

haan



haas



aap

skaap

bok

bokkie

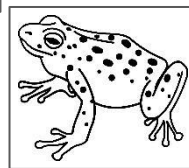
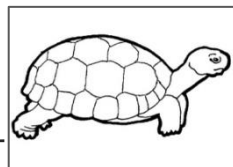
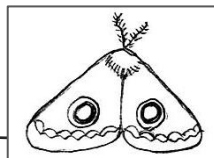


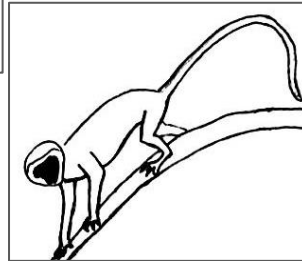

bees

skilpad

padda

mier

mot




e

ee

ie

ie



ek

e

ee

ee


ie

e

ie


e

ee



eet

e



iets

ie

ee

e

e

ee

ie

e

ie


diere



miere



sien




siek



knie



kniel



diep




ee


bees



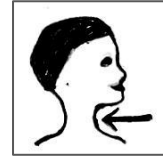
been



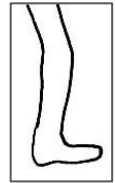
beet




tee




see



speel



keel



i

kind




drink



skrik



bril



e

ster



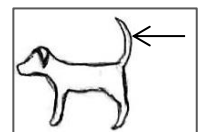
stert




kers



kerk



Sy lees.



Hy lees.



Hy reën nat.



Sy reën nat.

Sy drink tee.



Hy drink tee.

Sy eet.



Hy eet.

Hy sit.



Sy sit.

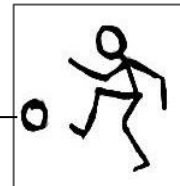
Sy speel.



Hy speel.



Hy slaap.



Sy slaap.



Sy skrik.



Hy skrik.



Die aap op die dak

Kyk daar!

Daar is 'n aap op die dak!


Ek sien hom.

Ek sien hom op die dak.

Hy sit.

Die aap sit op die huis se dak.

Die aap staan!



Kyk daar, hy staan op die dak.

Die aap staan op die dak.

Kyk daar, hy dans!

Die aap dans op die dak.



Hy sien my, maar hy dans op die huis se dak.

The booklet in *“Die Huis in Klipplaat”* fits in here. (It is also available in English.) It can be printed as an A5 book, or used as A4 pages as reproduced here. I find that people love to have little books of their own. The cover is coloured in and then covered in plastic.

People like to identify with the stories that they are reading. The adults that I teach in Klipplaat, and the children that are taught by our remedial reading teachers, all love to read about their own town. It means a lot to them, because that is where they live. If you are teaching people to read, you can either decide to just use “Klipplaat” as a town in a story, or you can tailor the stories to your own people and place. Contact us, and we can send you the stories as word documents, free of charge, which can be edited to include your own town’s name, instead of Klipplaat.

In this booklet, and in others that follow it, the dog drawings have been borrowed from “Jock of the Bushveld”.

The first sound chart introduces some capital letters, **“T”** and **“B”**, that will be needed for the story. Choose between the simple word “dam” or the more interesting one “draadkar”.

After the story are some worksheets relating to the story.



T t

B b

D d



trekker


T

D

B

D

B



T

bakkie

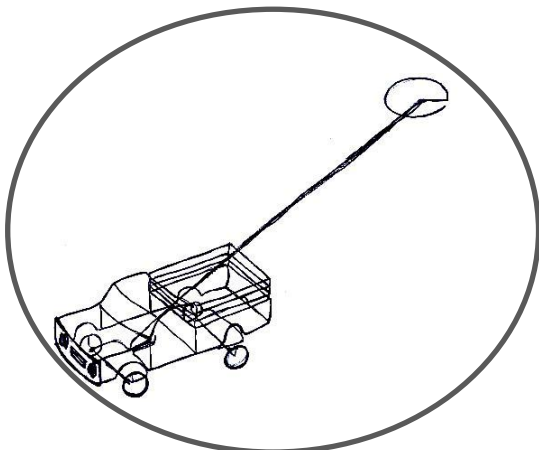
B

T

D

B

T



draadkar

d

b

t

T t

B b

D d



trekker


T

D

B

D

B



T

bakkie

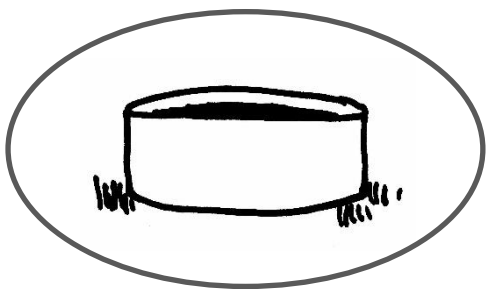
B

T

D

B

T




dam

d

b

t

Die Huis in Klipplaat




Klipplaat

Piet en Sarie bly in 'n dorp.

Die dorp se naam is Klipplaat.

Piet en Sarie bly in 'n huis in Klipplaat.




Tommië

Sarie het 'n kat.

Die kat se naam is Tommië.


Tommië is Sarie se kat.



Tommië is 'n mooi kat.


Sarie maak kos.

Die kat sit en kyk.



Tommië sit op die mat.

Hy sit en kyk.



"Kom, Tommië," sê Sarie.


Sy sit die kos neer.



"Kom, Tommië," sê sy.

Die kat kom.

Hy eet die kos.



Tommië kom sit op die mat.

Hy lê.

Hy lê en slaap.




Kolle

Piet het 'n hond.

Die hond se naam is Kolle.

Kolle is Piet se hond.

Hy is 'n mooi sterk hond.



Sarie is by die huis.

Piet en Kolle kom in.

Sarie maak tee.

Piet sit. Hy drink 'n koppie tee.

Die tee is lekker.

"Dankie, Sarie," sê Piet.

Sarie maak Kolle se kos.




Sy sit die kos neer.

Die hond kom eet. Hy eet lekker.

Piet staan op.

"Dankie, Sarie," sê hy.


"Kom, Kolle."



Bettie

Piet en Sarie het 'n kind.

Die kind se naam is Bettie.




Sarie is Bettie se ma.

Piet is Bettie se pa.


Bettie lê op die bed.

Sy lê en slaap.



Die kat kom in.

Hy kom lê op die bed.



Tommie en Bettie lê saam op die bed.

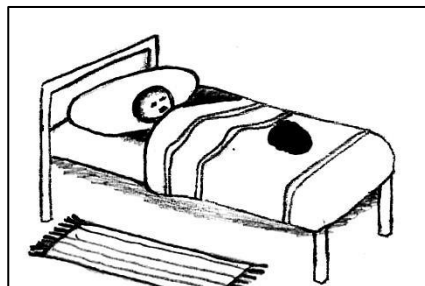
Tommie en Bettie slaap.

Sarie kom in.

Sy sien die kind en die kat op die bed.


Bettie slaap lekker.

Sarie is bly.




Die huis in Klipplaat

Piet en Sarie bly in Klipplaat.




Bettie is Piet en Sarie se kind.

Sy bly in die huis in Klipplaat.




Kolle is Piet se hond.

Hy bly in die huis in Klipplaat.



Tommie is Sarie se kat.


Hy bly in die huis in Klipplaat.




Piet en Sarie en Bettie en Tommie

en Kolle bly almal saam in die huis


in Klipplaat.



Die kat slaap.



Die kat kom in.



Die kat sit.



Die kat sit op die mat.



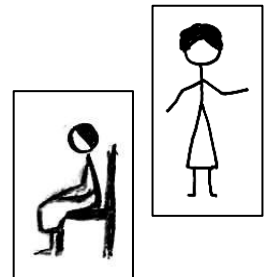
Die kat eet.

Sarie staan.



Sy maak kos.


Sarie sit.



Sy sit die kos neer.



Ek lê.




Ek slaap.



Ek eet.



dorp




huis



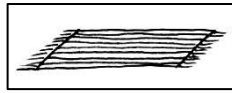
man




kat




kos




mat




Die kat sit op die mat.



Sarie sit die kos neer.



Die kat lê en slaap.




Sarie maak kos.



Die kat eet die kos.




Die kat kom in.




Tommië

Sarie het 'n  _____.


Die  _____ se naam is Tommië.

Sarie maak  _____.



Die  _____ sit en  _____.

Tommië sit op die  _____.






Hy sit en  _____.

Die  _____ sit op die  _____.

Sarie sit die  _____ neer.





Die  _____ kom.

Hy  _____ die  _____.

Tommië kom sit op die  _____.

Hy lê.


Hy lê en  _____.



Kolle

Piet het 'n  _____.


Die  _____ se naam is Kolle.






Hy is 'n mooi sterk  _____.

Sarie is by die  _____.


Piet en Kolle kom in. Sarie maak  _____.


Piet  _____.

Hy drink 'n  _____  _____.


Die  _____ is lekker.

Sarie maak Kolle se  _____.

Sy sit die  _____ neer.




Die  _____ kom eet. Hy eet lekker.


Piet  _____ op.

"Dankie, Sarie," sê hy.


"Kom, Kolle."




ma




pa




kind




hond



kat




dorp



Bettie




Tommie




Kolle



Klipplaat



Piet



Sarie

