

Teach someone to read 5

This chapter introduces the sounds "oo", as well as "v" and "w".

Once again, some dog pictures have been borrowed from "Jock of the Bushveld."

Some other drawings are by my sister, Heather Oberholzer (eg. the monkey), and friend, Dawn Spence (eg. the windmill).

The little booklet, "*Ben en Boet 1*" fits in once the above sounds are known.

Remember that should you wish to adapt this book to be set in your own town, so that your students can enjoy reading about the place where they live, please just ask. We will send you, free of charge, the relevant word documents so that you can change the town's name to be your own.



This chapter fits in with the rest of the course like this:

Chapter 1 : First sounds **k m s t a o n** and words with them.

Chapter 2 : New sounds **e p i a a y b l**

Chapter 3 : **h d ie**

Chapter 4 : **r ee** and the stories in the booklet "*Die Huis in Klipplaat*"

Chapter 5 : **oo v w** and the stories in "*Ben en Boet*"

Chapter 6 : **oe g** and the stories in "*Dit reën*"

Chapter 7 : **u f aai** and the stories in "*Ben en Boet 2*"

Chapter 8 : **eu** and the stories in "*Winkel toe*"

Chapter 9 : **j ui**

Chapter 10 : **ou ei** and the stories in "*Bettie en Jannie*"


Chapter 11 : **ng uu** and the stories in "*Die Jakkals*", "*Die storm*" and "*Rosie*"

Chapter 12 : **tjie jie oei eeu** and then "*Boetie*",


"*Ben en Boet 3*"

"*Ben en Boet 4*"

and "*Ben en Boet 5*"




aa  skaap _____

ee  tee _____

oo  boom _____

oom




boom




blom




loop



speel



staan



aa

ee

oo

ee



oo

aa

een

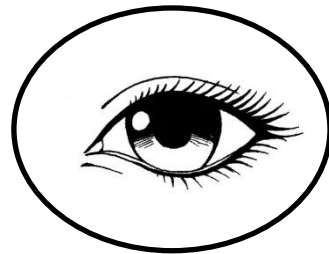
oo

aa

ee


aa

oo



oo

oog



aa

ee

aap

oo

ee

aa

oo

ee

aa

oo


o

oo

a

aa

oom




rook



boom




rok




blom




kool




blaar



kol




boot



oor



Sy koop.



Sy kook.




Sy loop.

Hy loop.

Hy hoor.

Hy rook.



o

oo

a



a

o

oo

op

oo

o

oo

a



a

o

a

af

a



oor

oo

a

o

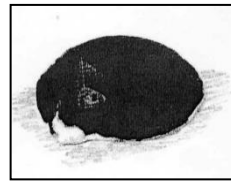
oo

a


oo

o


Die kat speel.




Die kat eet.



Die kat slaap.





Die kat sit.



Die hond sit.



Die man sit.



Die man loop.




Die kat loop.



Die hond loop.

Die man hardloop.

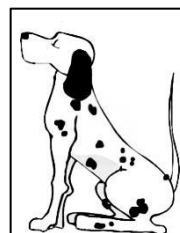


Die hond hardloop



Die hond lê.

Die hond staan.



Die man staan.

Sarie se blomme

Bettie speel.

Die son skyn.


Bettie sit in die son en speel.



Die hek staan oop.

Die kat kom by die hek in.


Bettie is bly.



Tommie kom lê in die son.

Hy lê in die son en slaap.

Bettie sit in die son en speel.



Die hek staan oop.

'n Bok kom by die hek in.


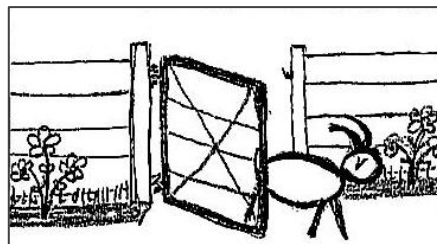
Bettie sien die bok.

Sy ken hom.

Dit is haar pa se bok.

Die bok sal die blomme eet.

Bettie staan op.




"Ma! Ma!" sê sy. "Kom, Ma!"

Sarie kom.


Sy sien die bok by die blomme.

Die bok eet die blomme.




"Bok!" sê Sarie, "Nee, bok, nee!"

Die bok los die blomme.



Sarie maak die hek toe.

Sy is bly.




"Dankie, Bettie," sê sy.

Bettie is ook bly.

Haar pa het mooi bokke,


maar haar ma het mooi blomme.




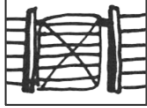
Sy sit in die son en speel.





Sarie se blomme



Bettie  _____ in die  _____ en speel.

Die  _____ staan oop.


Die  _____ kom by die  _____ in.

Hy kom lê in die  _____ en  _____.

'n  _____ kom by die  _____ in.



Die  _____ sal die  _____ eet.

Bettie staan op. "Ma! Ma!" sê sy.




Sarie sien die  _____ by die  _____.

"Nee, bok, nee!" sê Sarie.

Die  _____ los die  _____.

Sarie is  _____.




Bettie is ook  _____.


Haar pa het mooi  _____

maar haar ma het mooi  _____.


bok




bokke




blom



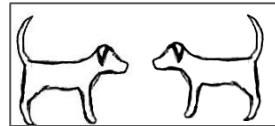
blomme



kat





katte




hond

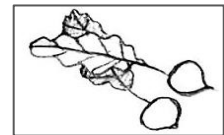
honde




boom




bees




boot




beet



rook



reën



kool



tee



oor



see



l

k

h

k



lees

l

h

l

h


l

k

h


l

k



kook

k



hol

h

k

l


l

k

l

h


Sy kook.



Hy rook.



Hy reën nat.



Sy reën nat.



Sy drink tee.

Hy drink tee.



Sy eet.



Hy eet.

Hy lees.



Sy lees.

Sy skrik.



Hy skrik.



Hy slaap.



Sy slaap.




v

b

d

v



veld

d

b

d

b


v

d

v


d

b



bok

b



dam

d

v

b

v


b

d

v

V _____


vis



vet



veld



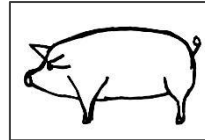
vark




val



vis



vee



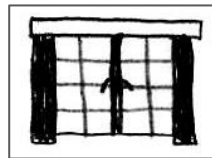
veer



vet



veld



venster




Piet se bokke

Piet het tien bokke. Hy het tien mooi vet bokke.

Ses van die bokke het bakkies.

Daar is ses mooi bakkies.



"Kom Bettie," sê Piet.

"Kom kyk onse mooi bokke en bakkies."

Bettie is bly. Haar pa tel haar op.

"Kyk die mooi bakkies, Bettie", sê hy.

"Ons het ses mooi bakkies."

Hy tel die bakkies. "1, 2, 3, 4, 5, 6," sê hy.


"1, 2, 6," sê Bettie.

"Kyk, Bettie," sê Piet. "Ons het tien bokke."

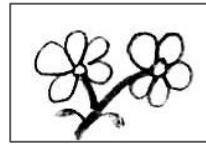
Hy tel die bokke.

"1, 2, 3, 4, 5, 6, 7, 8, 9, 10,
tien mooi vet bokke."

"Vet bokke," sê Bettie.




bok




bokke




bokkies



blom



blomme



een

3

drie

6

vier

10

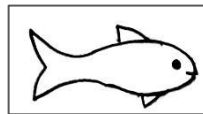
ses

4


tien

1

Die bok is vet.



Die bok is nie vet nie.




veld



vis



v d w



veld

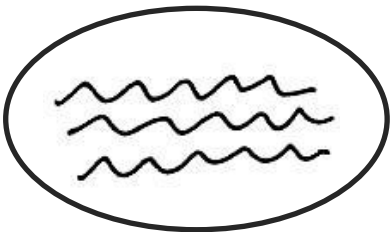
v w d

d w v w



dam

v w d v




water

w d v

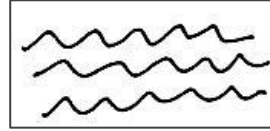
v w d w

W


water




wiel





wolk



wind




was



wiel


water



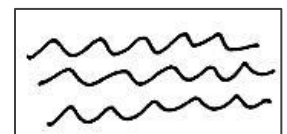
wolk



wind



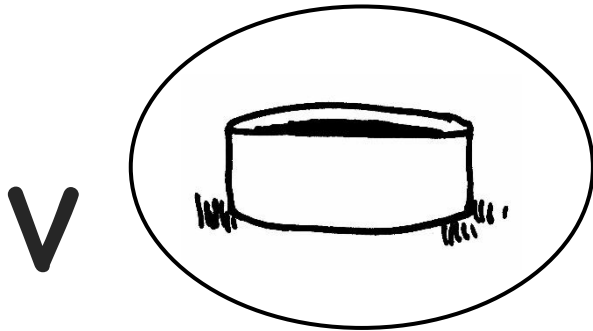
windpomp



d

w

v



v

d

w

dam

d

w

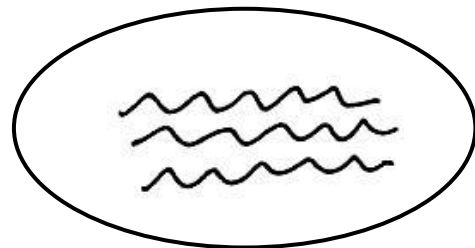
v

w


v

w

d



water



vis

w

d

v

v

w

d


w



Die vark

Ek sien 'n vark.

Hy is vet.

Hy eet alles wat hy vind om te eet.

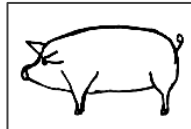


Ek  _____ 'n  _____ .

Die  _____ is  _____ .



veld




vis



vark



vee



veer




val




warm



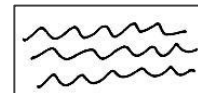
wind




wiel



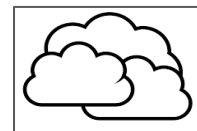
water



wolke



windpomp



Die windpomp

Ek loop in die veld.


Die son skyn. Dis warm.

Ek sien 'n windpomp.



Die windpomp staan nie stil nie,
want die wind is sterk.



Daar is 'n dam by die windpomp.

Die dam is vol water.





Ek  _____ in die  _____.

Die  _____ skyn. Dis  _____.

Ek  _____ 'n  _____.

Die  _____ staan nie stil nie,
want die  _____ is sterk.

Daar is 'n  _____ by die  _____.

Die  _____ is vol  _____.

This is where the little booklet *“Ben en Boet 1”* fits in. It can either be downloaded and printed as an A5 booklet, or used as A4 sheets as in this file. A few preparatory and related worksheets and exercises are included here with it.

Ben en Boet 1 is the first of a series of stories about two boys and their wire cars, available in English and in Afrikaans.

As we keep saying, people love to read about their own town. If you would like to use these stories and would like to have them set where your students live, please contact me and we can arrange to get edited versions of the stories to you, free of charge.



t

b

d



trekker


t

d

b

d

b



bakkie

t

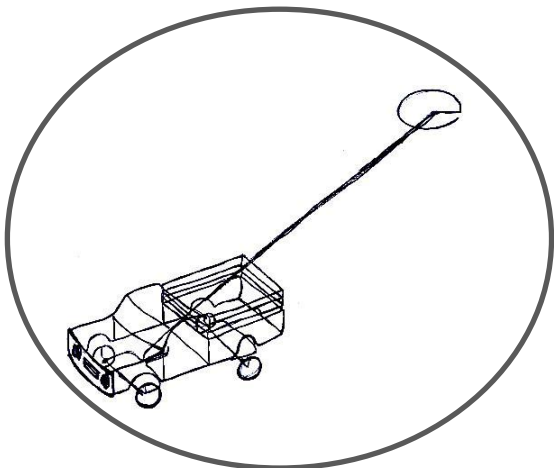
b

t

d

b

t



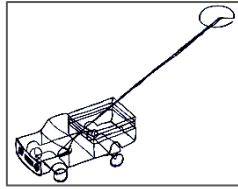
draadkar

d


b

t

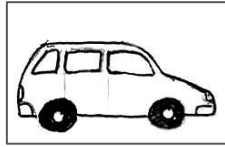
trekker




bakkie




motor




draadkar




lorrie




wiel




Die bakkie staan.




Die bakkie ry.




Die man staan.



Die man hardloop.




Die lorrie staan.



Die lorrie ry.



Die draadkarre ry.



dr

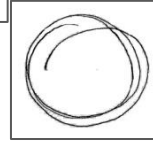
br

pr

draad



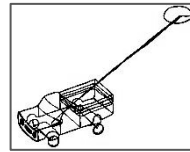
draadkar



draadkarre



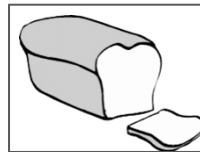
droom



drink



brood




bril

praat



kar




kat




kas



kam




dorp




huis



maats



speel



T t

B b

D d



trekker


T

D

B

D

B



T

bakkie

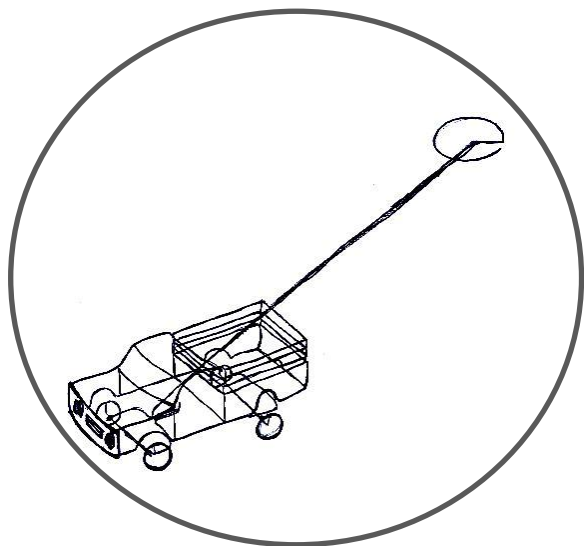
B

T

D

B

T



draadkar

d

b

t

Ben en Boet

Ben bly in 'n dorp.

Die dorp se naam is Klipplaat.

Ben bly in Klipplaat.

Hy bly in 'n huis in Klipplaat.



Ben sê: "Ek is Ben.


My naam is Ben. Ek bly in 'n dorp.

My dorp se naam is Klipplaat."

Boet bly ook in Klipplaat.

Hy is Ben se maat.

Ben en Boet is maats.



Ben sê: "Boet is my maat. Ek en hy is maats.

Ek is bly hy is my maat."

Die bal

Ben en Boet bly in Klipplaat.

Boet is Ben se maat.

Hy en Ben is maats.

Boet is by sy huis.


Ben kom. Hy het 'n bal.



"Boet," sê Ben. "Kom, Boet.

Kom speel. Kom speel saam.

Ek het 'n bal."



Boet is bly.

Hy wil saam speel.


Hy wil saam met Ben speel.

Hy en Ben is maats.



Ben skop die bal.

Hy en Boet skop die bal.



Hy en Boet speel lekker saam.

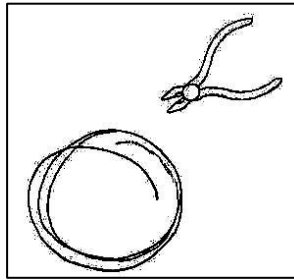
Ben en Boet speel lekker saam in Klipplaat.

Die draadkar

Ben wil 'n draadkar maak.

Hy werk en werk.

Hy maak die draadkar.



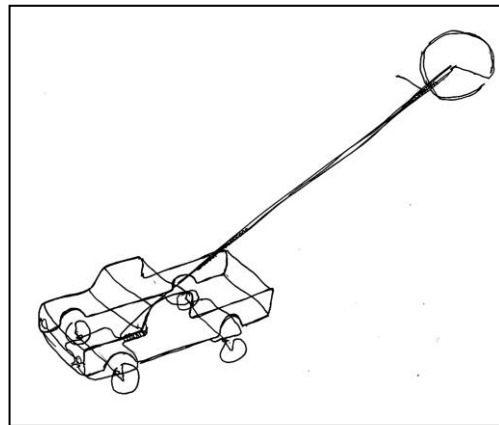
Ben is bly.

Sy draadkar is mooi.

Die kar kan mooi ry.

"Boet," sê Ben,

"Boet, kom kyk.



Ek het 'n draadkar.

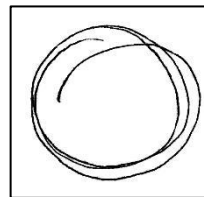
Kom kyk my draadkar."

Boet kyk.

Ben se draadkar is mooi.

Boet wil ook 'n draadkar maak.

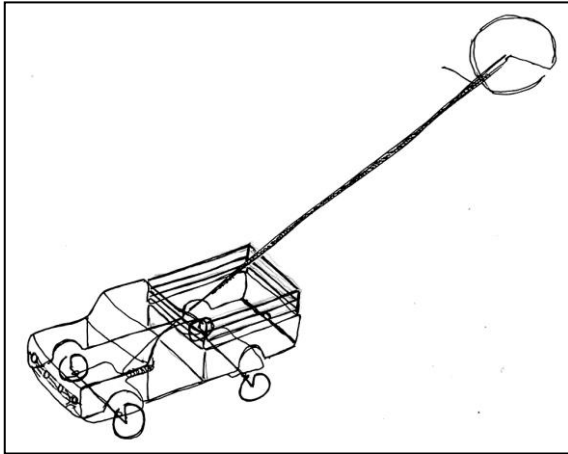
Ben is bly.



Hy sê, "Ek het draad. Kom ons maak saam 'n kar."

Ben en Boet maak saam 'n draadkar.

Boet se kar is mooi.




Boet sê, "Kom, ons ry saam.

My kar kan ook mooi ry."


Ben en Boet hardloop.

Die draadkarre ry.

Ben en Boet speel lekker saam.




boom




huis



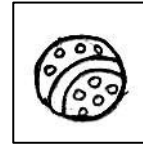
dorp




bal



maats



Ben bly in 'n dorp.



Ben en Boet is maats.




Ben het 'n bal.




Boet skop die bal.



Ben en Boet speel saam met die bal.



Ben hardloop.



Die draadkarre ry.

Ben en Boet

Ben bly in 'n _____.




Die _____ se naam is Klipplaat.




Ben bly in 'n _____ in Klipplaat.





Boet bly ook in Klipplaat. Ben en Boet is _____.




Boet is by sy _____.




Ben kom. Hy het 'n _____.




"Kom Boet," sê Ben. "Kom _____.




Kom _____ saam. Ek het 'n _____."



Boet is bly. Hy wil saam met Ben _____.




Ben _____ die _____.




Hy en Boet _____ die _____.




Hy en Boet _____ lekker saam.

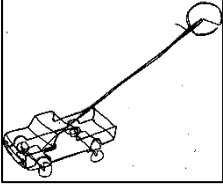


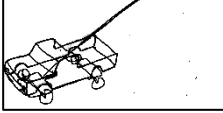
Ben en Boet _____ lekker saam in Klipplaat.



Die draadkar


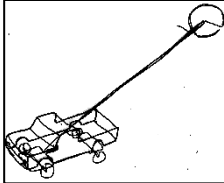
Ben het  _____.

Hy wil 'n  _____ maak. Hy werk en werk.

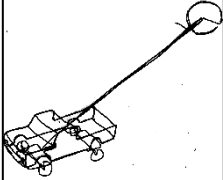
Hy maak die kar. Sy  _____ is mooi.

Die kar kan mooi ry.

"Boet," sê Ben, "Boet, kom  _____.

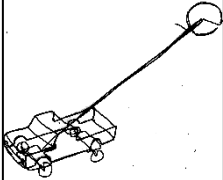
Kom  _____ my  _____."

Boet kyk. Ben se draadkar is mooi.


Boet wil ook 'n  _____ maak.

Ben is  _____. Hy sê, "Kyk, ek het  _____.

Kom ons maak saam 'n kar."

Ben en Boet maak saam 'n  _____.

Boet se kar is mooi. Boet is  _____.

Ben en Boet  _____.

Die  _____ ry.