




## Teach someone to read 6

This chapter introduces the sounds "oe" and "g".

As before, a blank oval  usually represents a colour, and needs to be coloured in.

For example, two new words in this chapter are "groen"  and "geel" .

After these sounds are mastered, the little booklet "*Dit reën*" can be printed and enjoyed. It does not mention the town where Piet and Sarie live, so can be used anywhere, as is.

The text of the booklet and some relevant exercises appear towards the end of this chapter.



This chapter fits in with the rest of the course like this:

Chapter 1 : First sounds **k m s t a o n** and words with them.

Chapter 2 : New sounds **e p i a a y b l**

Chapter 3 : **h d ie**

Chapter 4 : **r ee** and the stories in the booklet "*Die Huis in Klipplaat*"

Chapter 5 : **oo v w** and the stories in "*Ben en Boet*"

Chapter 6 : **oe g** and the stories in "*Dit reën*"

Chapter 7 : **u f aai** and the stories in "*Ben en Boet 2*"

Chapter 8 : **eu** and the stories in "*Winkel toe*"

Chapter 9 : **j ui**

Chapter 10 : **ou ei** and the stories in "*Bettie en Jannie*"

Chapter 11 : **ng uu** and the stories in "*Die Jakkals*", "*Die storm*" and "*Rosie*"

Chapter 12 : **tjie jie oei eeu** and then "*Boetie*",  
"*Ben en Boet 3*"  
"*Ben en Boet 4*"  
and "*Ben en Boet 5*"

o

oo

oe



o

oe

oo

op

oo

o

oe


o

oe

o



oor



oeps!!

oe

o

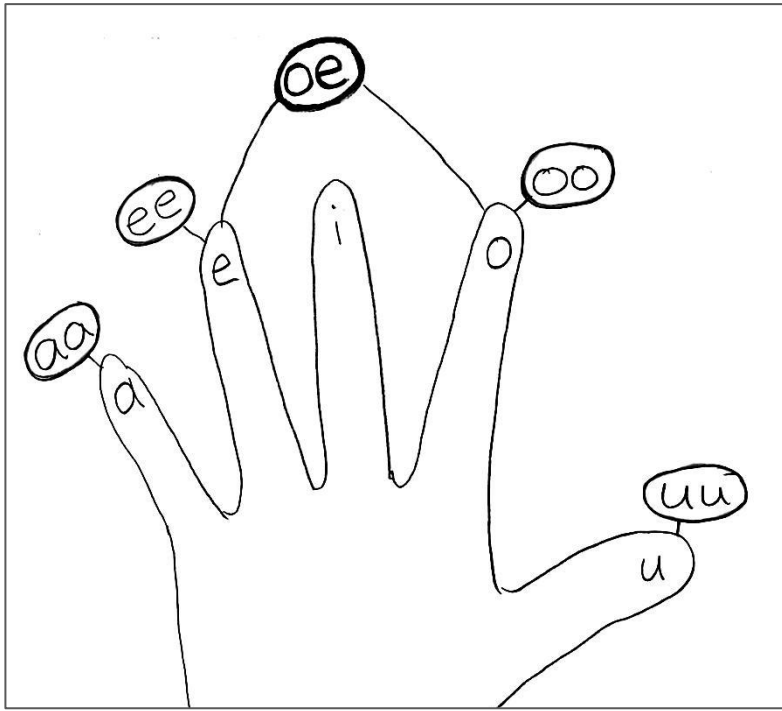
oe

oe


o

oo

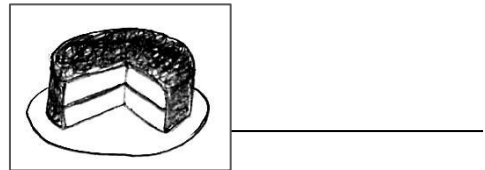
oe



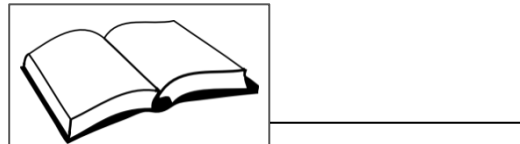
koek



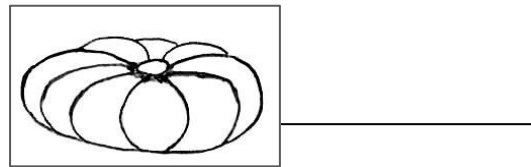
boek




broek



doek



skoен




pampoen




koedoe

o



kos




rok



bok



blom



dorp



hond


oo



boom



boot



rook



roos




kool




kook


oe




soen




schoen




voet



koek



boek



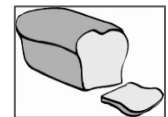
hoed

o

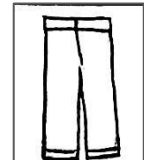
oe

oo

broek



brood




droom




drom



stoel



stoom



t

k

l

l



tee

t

k

t

k

l


t

l

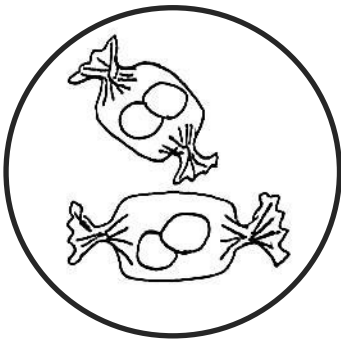
l

t

k



koek



lekkers

t

l

k

t

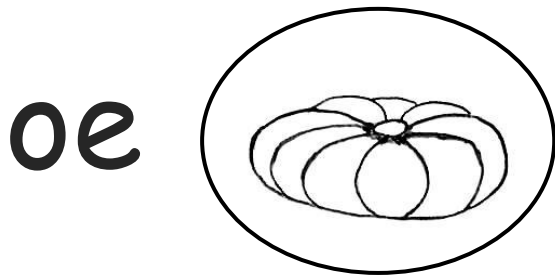
l

k

l

t

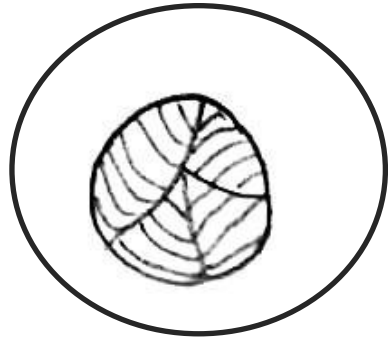
p k m p



pampoen


oo ie

m k p m



kool

oo ie oe



mielies

m k p

oe ie oo oe ie

## Sarie maak sop

Sarie staan en kook.


Sy maak sop.

Sy roer die sop in die pot.

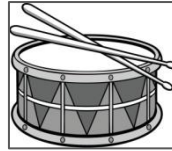
Sy proe die sop.

Dit smaak lekker.

Sarie is bly.



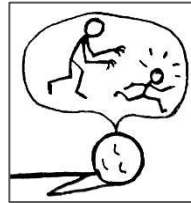
bril



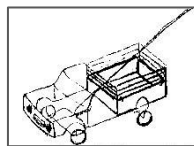
brood



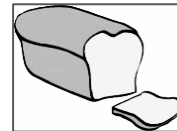
broek



roer



droom



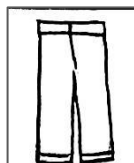
drom



draadkar

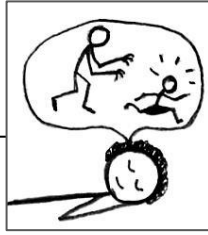


drink




o oo oe

Sy kook.



Hy rook.

Sy roer haar tee.




Hy roep.

Sy roep.



Sy droom.

Hy droom.



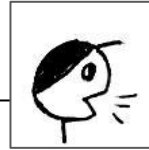
Sy loop.

Hy loop.





Hy lees 'n boek.

Sy lees 'n boek.




Sy sit op die vloer.

Hy sit op 'n rots.



Hy sit op 'n stoel.

Sy sit op 'n stoel.





ee



tee



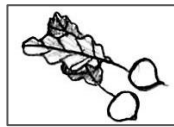
eet



vee



veer



bees



beet

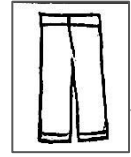
oe

ie


roer



boek



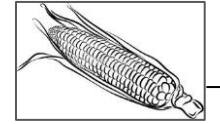
broek



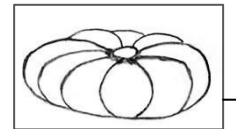
mielie




pampoer




siek



oe



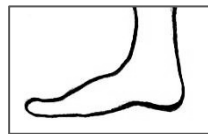
soen




skoer




voet



stoel



koek



hoed

ee

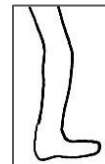
oe

oo

been



boom




beet



boot



voet



veer



## 'n Koek vir Bettie


Sarie wil 'n koek bak.  
Sy roer alles saam.  
Sy sit dit in die oond.



Die koek bak.

"Kom, Bettie," sê Sarie. "Kom kyk."

Bettie kom kyk.





Die koek lyk mooi. Bettie is bly.

Sarie sny die koek.

Dit smaak lekker.

Dit smaak lekker soet.



Almal is bly.





roer

sny


koek

kyk

oond



koedoe


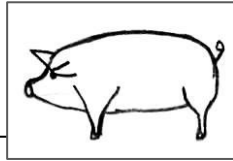


kalkoen




hoender

skilpad

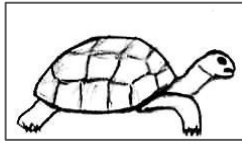



dassie

vark





ystervark




erdvark

aap

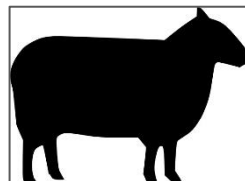


skaap



kat

hond

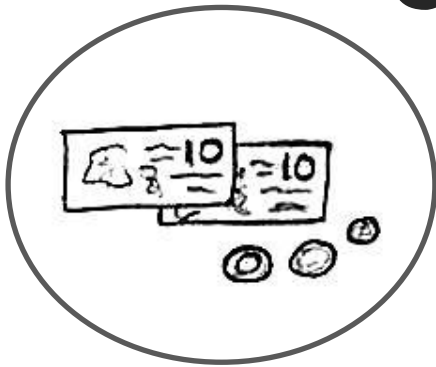


mier

g

a

l



a

l

g

geld

g


a

g

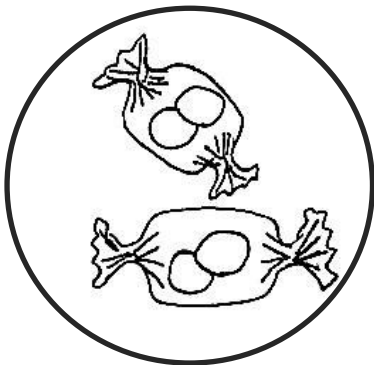
l

a

l



appel



l

a

g

lekkers

g

l

g

a


l

g

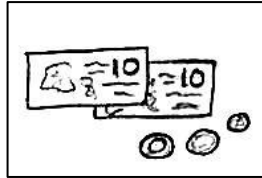
# g

---

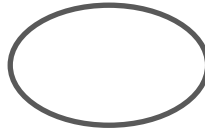
geld



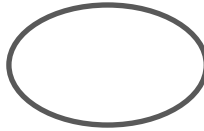
gras



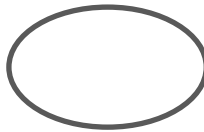
grys



groen




geel




---

geld



veld



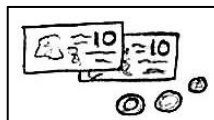
gras




glas



lig



lag




g

k

y

y

g



geld

g

y

y

k


y

g

k


y

k



kos

y



yskas

y

y

g

g

y

y


g

d d

a a

g g


dag



lig



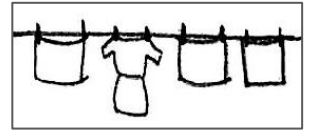
oog



lag



droog




dag



nat



nag




kat




wag



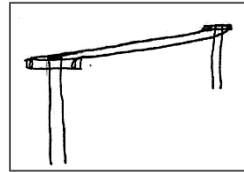
mat



draad



was



wasgoed



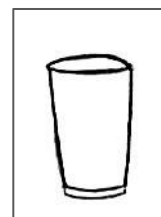
moeg




Die son skyn warm.



Die glas is vol.



Die glas is leeg.





# Wasdag

Vandag is wasdag.

Sarie was en was.


Die draad is vol wasgoed.

Sarie is moeg.



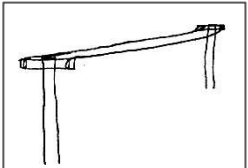

Die son skyn warm.

Die wasgoed is droog.






Sarie is moeg.

Sarie  \_\_\_\_\_ en  \_\_\_\_\_.

Die  \_\_\_\_\_ is vol  \_\_\_\_\_.

Sarie is  \_\_\_\_\_.

Die  \_\_\_\_\_ skyn  \_\_\_\_\_.

Sarie is  \_\_\_\_\_.

geel ○  
 groen ○  
 rooi ○  
 pienk ○  
 grys ○  
 wit ○  
 pers ○

moeg

was





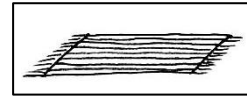
wasgoed

reën

kat

kos

mat



sit

sit neer

staan


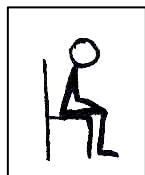


loop

lag

hol

slaap

speel



lê

slaap

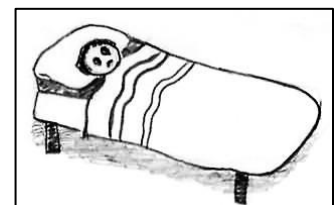
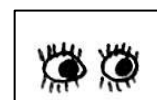
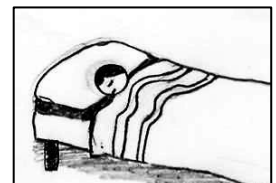


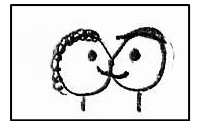
sien

soen

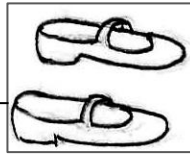
in

op


onder



wasgoed



hemp



broek

doek




rok



skoene

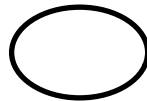
hoed




groen



gras




reën




veld



boom



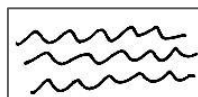
dam



water



tenk




a A d D h H



aap

A H D


d a



dassie

h

D A H A




hasie

d h A a

## Dit reën

Dit reën.

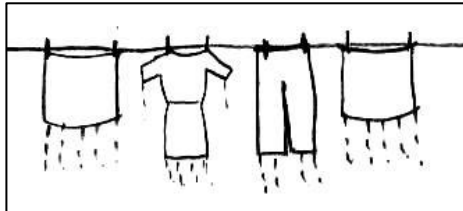
Alles is nat.



Die gras is nat.

Die wasgoed op die draad is nat.

Dit reën en reën.



Piet is bly.

Die tenk sal vol word.


Alles sal groen word.

Die gras sal groen word.


Die veld sal groen word.


Die bokke sal vet word.

Piet is bly.




# Dit reën


Dit  \_\_\_\_\_.

Die  \_\_\_\_\_ is nat.

Die  \_\_\_\_\_ op die  \_\_\_\_\_ is nat.

Dit  \_\_\_\_\_ en  \_\_\_\_\_.


Piet is  \_\_\_\_\_.

Die  \_\_\_\_\_ sal vol word.


Alles sal  \_\_\_\_\_ word.

Die  \_\_\_\_\_ sal  \_\_\_\_\_ word.

Die  \_\_\_\_\_ sal  \_\_\_\_\_ word.

Die  \_\_\_\_\_ sal vet word.

Piet is  \_\_\_\_\_.



The little booklet "*Dit reën*" fits in here. It can be downloaded and printed as an A5 booklet – which I would recommend, as people love to have their own little books – or the A4 pages can be printed up from here and just stuck into the exercise book, along with some of the related exercises.

# *Dit reën*



# Wasdag

1


Sarie en Bettie sit in die son.

Bettie speel, maar Sarie sit.

Sarie is moeg.

Vandag is wasdag. Sarie het gewas en gewas.

Die draad is vol wasgoed. Sarie is moeg.




Dis 'n mooi dag. Die son skyn warm.

Kolle is ook daar.

Hy lyk ook moeg. Hy lê en slaap.

Dis lekker warm in die son.

Bettie speel, maar Sarie sit.



Die draad is vol wasgoed.

Die wasgoed is droog.

Sarie is moeg.


Vandag is wasdag.



# Dit reën

2

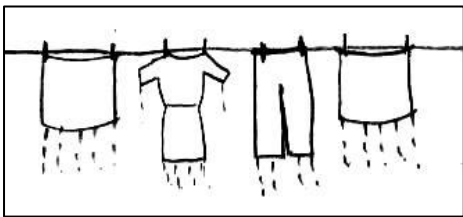
Dit reën.



Alles is nat.

Die gras is nat.

Die wasgoed op die draad is nat.




Die pad is nat.

Dit reën en reën.

Piet is bly.

Die tenk sal vol word.




Alles sal groen word.

Die gras sal groen word.

Die veld sal groen word.

Die bokke sal vet word.



Piet is bly.

## Waar is Tommie?

3

Dit reën en reën.

Bettie is nie bly nie.

Sy moet in die huis bly.

Sy wil nie, maar sy moet.



Dit reën en reën.

Bettie soek die kat.

Waar is Tommie?

Sy wil met hom speel.

Sy soek vir hom.

Waar is Tommie?

Bettie kan hom nie kry nie.

Die kat is nie in die huis nie.

Bettie moet wag.

Sy sit en wag.

Dit reën en reën.

## Tommie is nat

4


Dit reën en reën.

Tommie kom huis toe. Hy kom in. Hy is nat.

Vir hom is die reën nie lekker nie.

Bettie is bly om hom te sien.

Sy tel hom op.



"Tommie nat," sê Bettie.

Sarie lag. "Sit hom neer," sê sy.

"Kom, Bettie, kom gee vir Tommie sy kos."

Bettie sit die kos neer.

Tommie kom eet.

Hy eet die kos.



Die kat kom sit op die mat.

Hy sit en lek hom droog. Bettie lag.


Tommie is droog. Bettie is bly.

Bettie en Tommie speel lekker saam.


Dit reën en reën, maar Bettie is bly.


# Wasdag



Sarie en Bettie sit in die  \_\_\_\_\_.


Bettie speel, maar Sarie  \_\_\_\_\_.


Sarie is  \_\_\_\_\_.


Sy het gewas en  \_\_\_\_\_ Vandag is wasdag.

Dis 'n mooi dag. Die  \_\_\_\_\_ skyn warm.


Die  \_\_\_\_\_ lyk ook  \_\_\_\_\_.


Hy lê en  \_\_\_\_\_.





Dis lekker warm in die  \_\_\_\_\_.



Bettie speel, maar Sarie  \_\_\_\_\_.

Sarie is  \_\_\_\_\_.

Die draad is vol  \_\_\_\_\_.

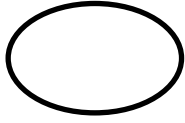
Die  \_\_\_\_\_ skyn warm.

Die  \_\_\_\_\_ is droog.

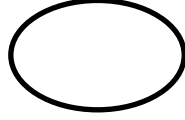
Sarie  \_\_\_\_\_ Sy is  \_\_\_\_\_.

y y g oe

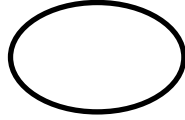
yiskas



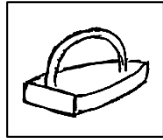
grys



geel



groen




yyster




was




moeg



son



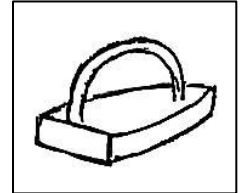

hond




slaap



wasgoed




moeg



yyster

yiskas




groen




grys

skyn



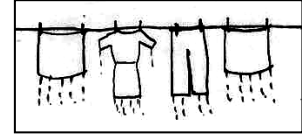
Die wasgoed op die draad is nat.



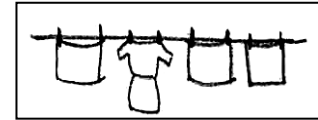
Die son skyn warm.




Sarie sit en was.




Dit reën.



Die wasgoed is droog.




Die bokke sal vet word.




Die tenk sal vol word.



Die gras sal groen word.



Die veld sal groen word.



Sarie se rok is groen.

Piet se hemp is geel.

Bettie se rok is pienk.

Bettie se hemp is pers.


Piet se broek is gryns.


Een doek is rooi.

Bettie se broek is pers.



Een doek is wit.

# Dit reën

Dit  \_\_\_\_\_.



Die  \_\_\_\_\_ is nat.

Die  \_\_\_\_\_ op die draad is nat.




Alles is nat. Dit  \_\_\_\_\_ en  \_\_\_\_\_.

Piet is  \_\_\_\_\_.


Die  \_\_\_\_\_ sal  \_\_\_\_\_ word.


Die  \_\_\_\_\_ sal  \_\_\_\_\_ word.

Die  \_\_\_\_\_ sal vet word.

Dit  \_\_\_\_\_ en  \_\_\_\_\_ .

Bettie is nie  \_\_\_\_\_ nie.


Sy moet in die  \_\_\_\_\_ bly, en sy wil nie.

Sy soek die  \_\_\_\_\_. Sy kan hom nie vind nie.

Die  \_\_\_\_\_ is nie in die  \_\_\_\_\_ nie.


Bettie is nie  \_\_\_\_\_ nie.


# Tommie is nat

Bettie  \_\_\_\_\_ en wag.



Dit  \_\_\_\_\_ en  \_\_\_\_\_.

Tommie kom  \_\_\_\_\_ toe.

Die  \_\_\_\_\_ kom in. Hy is nat.



Vir hom is die  \_\_\_\_\_ nie lekker nie.


Bettie is  \_\_\_\_\_ om hom te sien.

"Kom, Bettie," sê Sarie, "kom gee vir Tommie sy  \_\_\_\_\_."

Bettie sit die  \_\_\_\_\_ neer.

Tommie kom  \_\_\_\_\_.

Hy  \_\_\_\_\_ die  \_\_\_\_\_.

Die  \_\_\_\_\_ kom sit op die  \_\_\_\_\_.

Bettie en Tommie speel lekker saam.

Dit  \_\_\_\_\_ en  \_\_\_\_\_,

maar Bettie is  \_\_\_\_\_.